

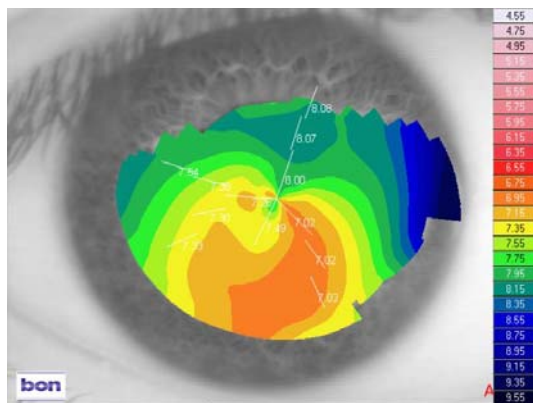


Patient GF Male Age: 27 yrs

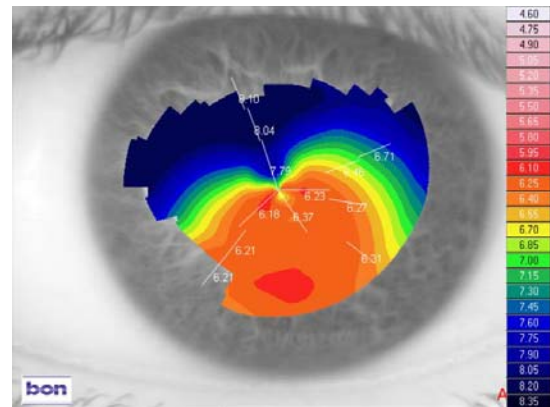
History: GF had a diagnosis of PMD for around 7 years, the left eye always being worse than the right. He attempted RGP lenses but could not tolerate them and preferred to manage without spectacles at all, as the astigmatism correction in the left eye caused anisometropic symptoms.

Vision: R: 6/6 pt L: 6/24
 Spectacle RX: R: Plano/-2.00 x 70 VA 6/6 L: -2.00/-6.00 x 110 VA 6/9 with strong ghosting
 Keratometry: R: 7.73 x 68/7.30 x 158 L: 7.23 x 111/6.37 x 21

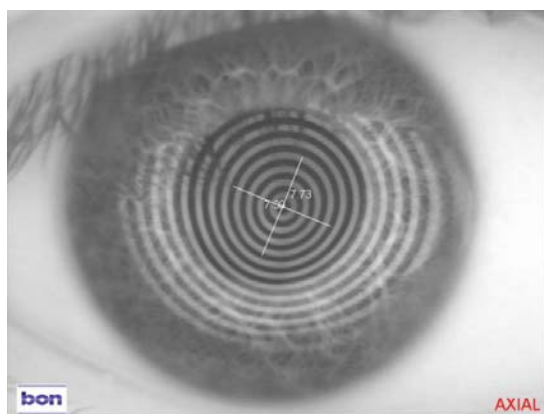
Topography:
 RE



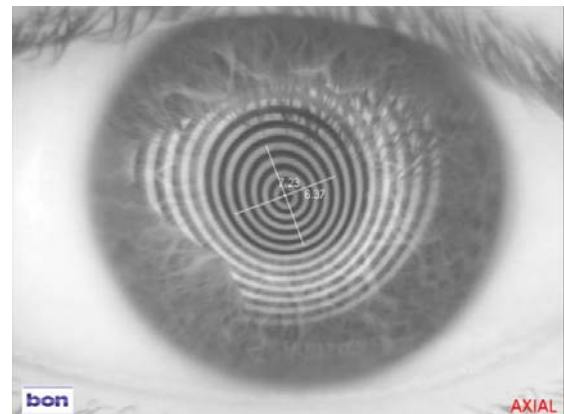
LE



Keratometry view
 RE



LE



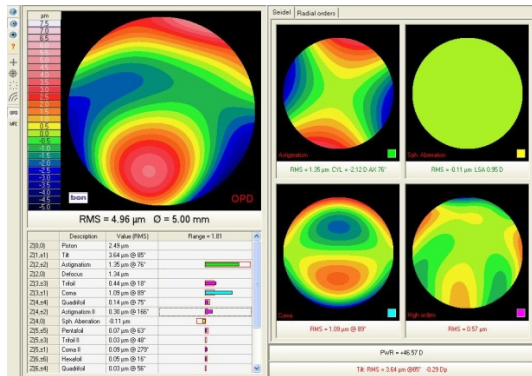
UK Order Line: 0800 585115 (Freephone)

Tel: +44 (0)1525 381112 Fax: +44 (0)1525 370091

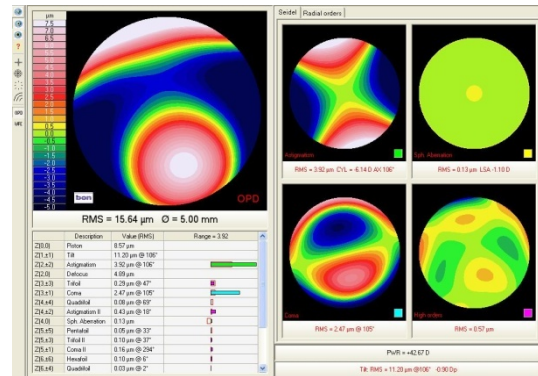
Email: orders@ultravision.co.uk Web: www.ultravision.co.uk; www.siliconehydrogel.co.uk; www.kerasoft3.com

ULTRAVISION INTERNATIONAL LIMITED, COMMERCE WAY, LEIGHTON BUZZARD, BEDFORDSHIRE, LU7 4RW, UNITED KINGDOM

**Aberrometry
RE**



LE



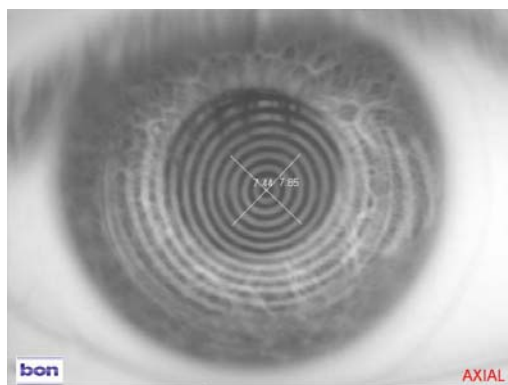
Aberrometry shows that the main HOA is coma for both eyes which is the main reason for the visual symptom of ghosting.

Lens type fitted: KeraSoft[®]3 by UltraVision produced in Contamac Definitive[®] Silicone Hydrogel material

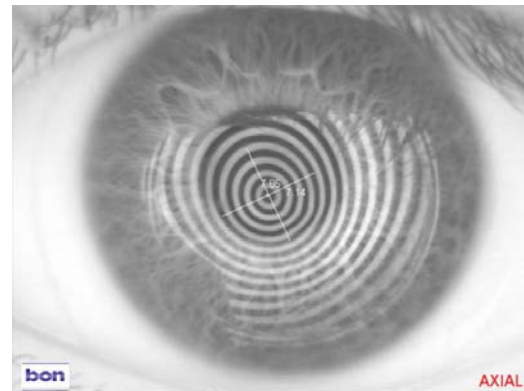
R: 9.00/14.50/-0.50/-2.50 x 66 VA 6/5

L: 8.40/14.50/-0.50/-4.00 x 115 VA 6/6 -2

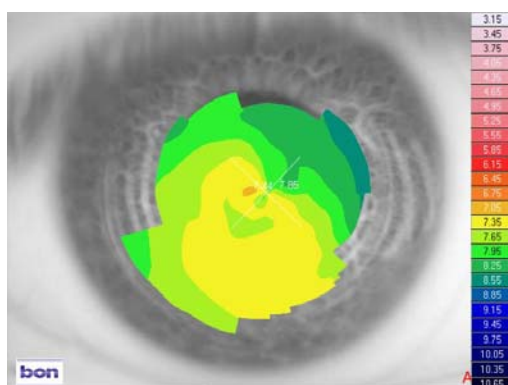
Keratoscope images of lenses in situ
RE



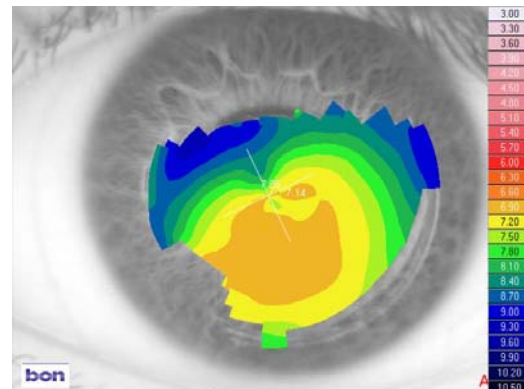
LE



Topography over lenses
RE



LE



Wearing time: GF achieved 10 -12 hours comfortable wear – effectively all day wear.

He now has binocular vision and good stereopsis which makes a significant difference in driving and playing sports.

UK Order Line: 0800 585115 (Freephone)

Tel: +44 (0)1525 381112 Fax: +44 (0)1525 370091

Email: orders@ultravision.co.uk Web: www.ultravision.co.uk; www.siliconehydrogel.co.uk; www.kerasoft3.com

ULTRAVISION INTERNATIONAL LIMITED, COMMERCE WAY, LEIGHTON BUZZARD, BEDFORDSHIRE, LU7 4RW, UNITED KINGDOM